

# HELI

## LPG CUSHION TIRE FORKLIFT



Series

4,000~6,000 Lbs

CPYD20C

CPYD25C

CPYD30C

- GM ENGINE
- IMPCO LPG CONVERTER
- CLOSED-LOOP ELECTRONIC EMISSION CONTROL SYSTEM
- DIAGNOSTIC MEMORY
- MALFUNCTION DASH DISPLAY
- EPA CERTIFIED



[www.HeliForkliftUSA.com](http://www.HeliForkliftUSA.com)

MANUFACTURER: **ANHUI HELI CO., LTD.**

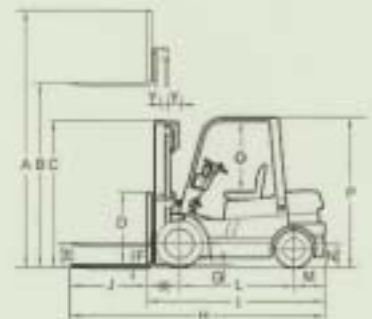
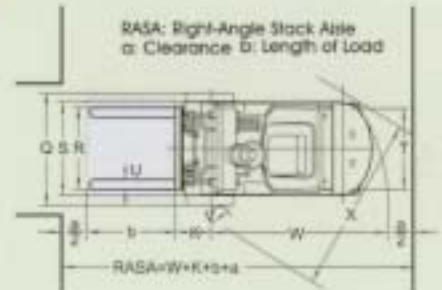
DISTRIBUTOR: SOUTHWEST EQUIPMENT SALES • 4105 GLOBEVILLE ROAD, DENVER, CO 80216

TEL: 888-NEW-HELI (639-4354) • FAX: 303-468-9901



## SPECIFICATIONS

Manufacturer	HELI			
Model		CPYD20C	CPYD25C	CPYD30C
Load Capacity	lbs	4,000	5,000	6,000
Load Center	in	24	24	24
Lifting Speed (With/Without load)	tpm	102/108	102/108	102/108
Max. Travel Speed	mph	11.2	11.2	9.9
Overall Height Forks Raised	A in	158.7	158.7	167.3
Max. Fork Height	B in	130	130	130
Overall Height Upright Lowered	C in	78.5	78.5	81.5
Free Lift	E in	6.3	6.3	6.3
Overall Length (With Forks)	H in	124.8	131.9	138.5
Overall Length (Without Forks)	I in	88.6	89.8	96.5
Min. Ground Clearance	G in	3.2	3.2	3.2
Overhang (Front/Rear)	K/M in	16/18.1	16/19.3	18.7/21.3
Wheel Base	L in	55	55	59
Overall Height (With Overhead Guard)	P in	81.5	81.5	82.3
Overall Width	Q in	42.1	42.1	45.3
Opening Of Forks	R in	9.6-40.2	9.6-40.2	9.8-41.7
Tread (Front/Rear)	S/T in	35.5/35.4	35.5/35.4	37.1/38.2
Min. Intersecting Aisle	X in	78.2	80.1	81.7
Min. Turning Radius (Outside)	W in	75.6	79.1	83.1
Fork Size	J/U/F in	42.1/4.8/1.57	42.1/4.8/1.57	42.1/4.92/1.77
Max. Drawbar Pull (Without/With Load)	lbs		4,269/1,874	
Tilt Angle (F/B)	Y deg		5° -10°	
Max. Gradeability (With Load)	%		≥20	
Engine Model			GM 3.0 (LPG)	
Compression Ratio			8.2:1	
Rated Horsepower	hp/tpm		61.5/2,800	
Rated Torque	lb ft/tpm		141/1,400-1,600	
Battery Voltage /Capacity	V/Ah		12/60	
Tire Type			CUSHION	
Total Weight	lbs	7,600	8,400	9,750



### For Your Safety

Before operating a lift truck, an operator must:

- \*Be trained and authorized
- \*Read and understand the operator's manual
- \*Not operate a faulty lift truck
- \*Not repair a lift truck unless trained and authorized
- \*Have the overhead guard and load backrest extension in place

### During operation, a lift truck operator must:


- \*Wear a seat belt
- \*Keep entire body inside truck cab
- \*Never carry passengers or lift people
- \*Keep truck away from people and obstructions
- \*Travel with lift mechanism as low as possible and tilted back

### To park a lift truck, an operator must:

- \*Completely lower forks or attachments
- \*Shift into neutral
- \*Turn key off
- \*Set parking brake



CE Certification



ISO9001 Certification



**Southwest  
Equipment  
Sales**

HELI DISTRIBUTOR FOR WESTERN USA